
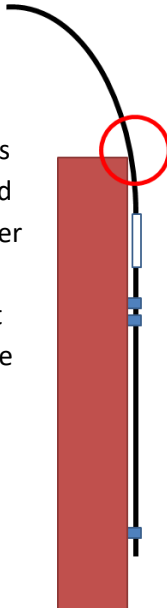


# Mounting Options


The basic kit includes the screws, wall plugs, and clips to fix the first wand to a smooth vertical surface



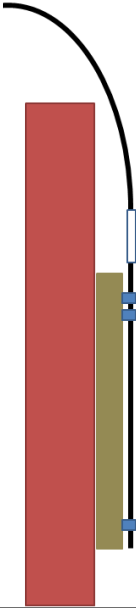
If the wands are required to reach over a wall, the cable might chafe on the wall.



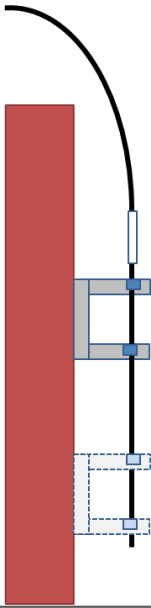
Sometimes this can be resolved simply by fixing the base wand higher, nearer the top of the wall.




Alternatively, a timber batten can be used to hold the base wand 75-100mm offset from the wall.



If a larger offset is needed, this type of TV aerial wall mounting can be used.



The brackets are available in two sizes and are supplied with fixing screws and 10mm wall plugs. Adding M10 nuts as spacers allows the supplied U bolts to tighten down on the wand.



The timber and the TV brackets are **not included** as part of the kit, but they are available from several sources:-

Component	Screwfix	Toolstation	B&Q
6" Bracket (100mm offset)	96275 £10.89	69098 £10,89	5028422002131 £9.75
9" Bracket (175mm offset)	90874 £11.85	N/A	5028422002124 £12.50
M10 Nuts	2438V £2.69 (10 pack)	34238 £3.09 (50 pack)	3663602744573 £3.10 (20 pack)